

FEATURES

- 1 CLEAR WINDOW:** There is a clear window in the banknote which you can see through.
- 2 ROTATE:** On the right edge of the window, a 50 appears in the red thistle on the front and the Bank of Scotland logo on the back.
- 3 HOLOGRAPHIC FOIL:** The images move and their colours change when you tilt the notes.
- 4 SPARK®:** There is an area of shiny metallic ink which changes colour as you move the note around.
- 5 TACTILE EMOSS:** There are four arrangements of four dots in a square formation, enabling physical identification for the visually impaired.
- 6 RAISED PRINT:** The banknotes have the characteristic raised print in places across the note which gives the notes a tactile quality.
- 7 MICROTTEXT:** When you look closely at the notes with a magnifying glass, there are some areas which appear as plain print or a solid line that are in fact very small print.
- 8 UV PRINTING:** When you look at the notes under ultra-violet (UV) light, you will see there are areas of the note that appear as a single colour in daylight but as two separate colours that glow.

If in doubt, compare the note to one that you know is genuine.


The note should feel smoother than a paper note, though this will reduce over time.

LOOK • TILT • FEEL • CHECK

✘ BANK OF SCOTLAND



LOOK




1. Clear window



2. Rotate

TILT




3. Holographic foil



4. SPARK®

FEEL




5. Tactile emboss



6. Raised print

CHECK



8. UV printing

